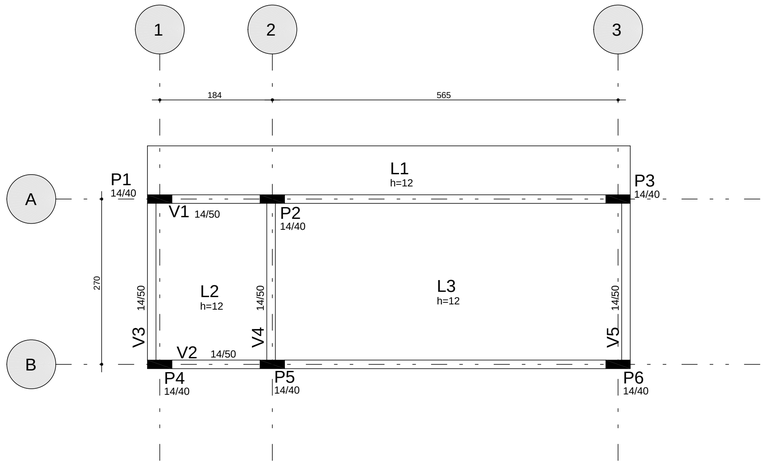

Armadura negativa horizontal

1X

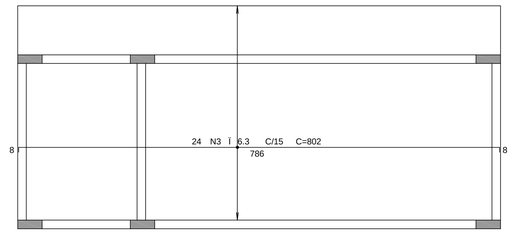

Armadura negativa vertical

1X

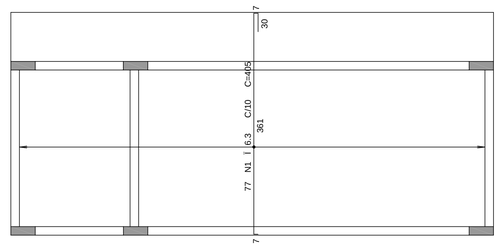

A¢O	POS	BIT (mm)	QUANT	COMPRIMENTO UNIT (cm)	COMPRIMENTO TOTAL (cm)
Armadura negativa horizontal					
50A	3	6.3	24	802	19248
Armadura negativa vertical					
50A	1	6.3	77	405	31185
Armadura positiva horizontal					
50A	1	6.3	7	786	5502
50A	3	6.3	21	786	16506
Armadura positiva vertical					
50A	2	6.3	61	281	17141
50A	3	6.3	64	91	5824
V1					
50A	1	10	2	868	1736
50A	2	10	2	300	600
50A	3	10	2	813	1626
50A	4	10	1	525	525
60B	5	4.2	39	123	4797
V2					
50A	1	10	2	868	1736
50A	2	10	1	295	295
50A	3	10	2	813	1626
50A	4	10	1	602	602
60B	5	4.2	39	123	4797
V3					
50A	1	10	2	345	690
50A	2	10	2	310	620
50A	3	6.3	2	80	160
60B	4	4.2	15	123	1845
V4					
50A	1	10	2	360	720
50A	2	10	3	310	930
50A	3	6.3	4	80	320
60B	4	4.2	15	123	1845
V5					
50A	1	10	2	354	708
50A	2	10	2	305	610
50A	3	6.3	1	80	80
60B	4	4.2	15	123	1845

RESUMO A¢O CA 50-60			
A¢O	BIT (mm)	COMPR (m)	PESO (kg)
60B	4.2	151	16
50A	6.3	960	235
50A	10	130	80
Peso Total	60B =		16 kg
Peso Total	50A =		315 kg

Armadura positiva vertical

1X

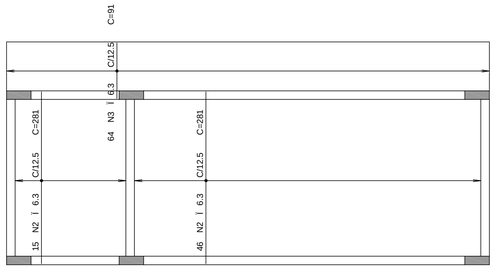

Armadura positiva horizontal

1X

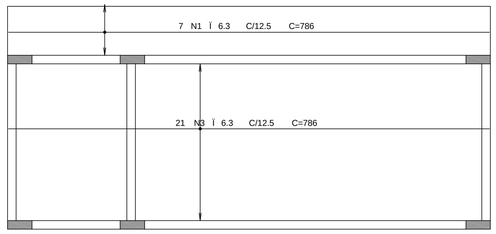

V1

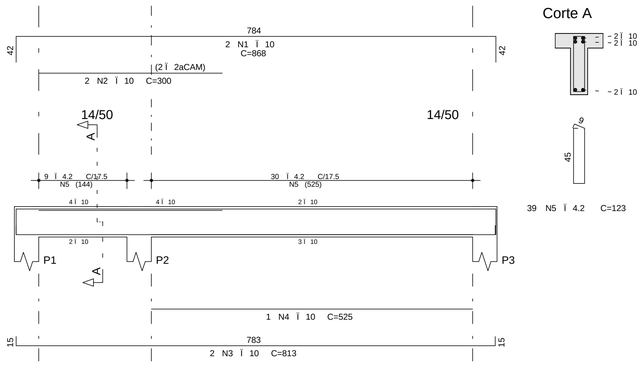

Corte A

39 N5 Ï 4.2 C=123

V2

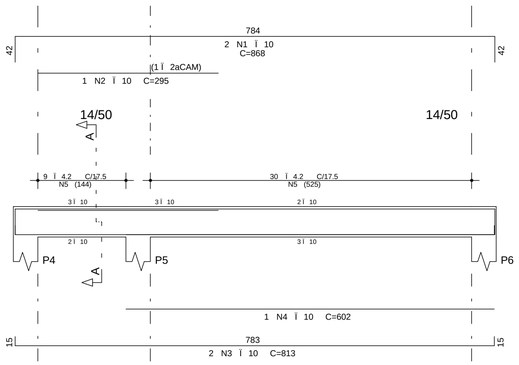

Corte A

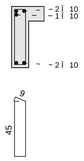

39 N5 Ï 4.2 C=123

V3

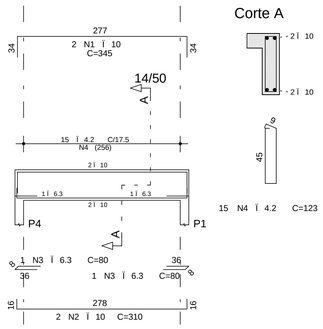

Corte A

15 N4 Ï 4.2 C=123

V4

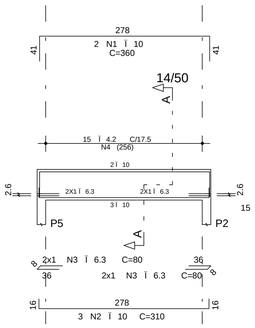

Corte A

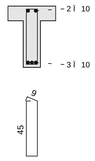

15 N4 Ï 4.2 C=123

V5

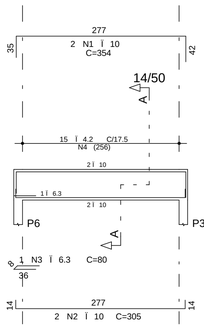

Corte A

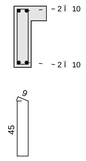

15 N4 Ï 4.2 C=123

REV	DATA	AUTOR	Assunto
2			
1			
0			

DETALHE GENÉRICO DAS EMENDAS ALTERNADAS

(PARA BARRAS CORRIDAS COM EMENDAS NØO INDICADAS)

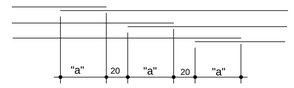

CONCRETO CLASSE C50 OU MENOR	Ï	5.0	6.3	8.0	10.0	12.5
	"a"(cm)	30	35	45	60	75

IMPORTANTE: TODAS AS QUANTIDADES DE ARMADURAS, EM COMPRIMENTO E PESO, FORNECIDAS SEM PERDAS

NOTAS:

1 - PROJETO EXECUTADO DE ACORDO COM A NORMA BRASILEIRA ABNT NBR 6118:2003 - PROJETO DE ESTRUTURAS DE CONCRETO - PROCEDIMENTO
2 - CLASSE DE AGRESSIVIDADE AMBIENTAL: I
3 - COBRIMENTOS DAS ARMADURAS:
CONCRETO ARMADO - LAJES = 2.0 cm
VIGAS/PILARES = 2.5 cm
CONCRETO PROTENDIDO - GERAL = 3.0 cm
4 - TOLERANCIA DE EXECU¢ èO NOS COBRIMENTOS:
△c = 10 mm (CONTROLE NORMAL DE EXECU¢ èO)
5 - OBRIGATÓRIO USO DE ESPA¢ADORES PLÁSTICOS OU DE CONCRETO PARA GARANTIR COBRIMENTOS

MATERIAIS:

CONCRETO CLASSE C25

1 - FATOR ÁGUA/CIMENTO <= 0.65
2 - MÓDULO DE ELASTICIDADE = 28.000 MPa
3 - O CONCRETO DEVE ATENDER AS ESPECIFICA¢ ÕES DA NORMA BRASILEIRA ABNT NBR 12655:1996 - CONCRETO - PREPARO, CONTROLE E RECEBIMENTO - PROCEDIMENTO
4 - A EXECU¢ èO DA ESTRUTURA DEVE OBEDECER AS PRESCRIÇ ÕES DA NORMA BRASILEIRA ABNT NBR 14931:2003 - EXECU¢ èO DE ESTRUTURAS DE CONCRETO - PROCEDIMENTO

CLIENTE: MUNICIPIO DE CORDILHEIRA ALTA

PROJETO: UNIDADE BASICA DE SAUDE

CONTEUDO: PAVIMENTO COBERTURA

Armadura negativa horizontal
Armadura negativa vertical
Armadura positiva horizontal
Armadura positiva vertical / V1 / V2
V3 / V4 / V5

ESPECIFICA¢ èO PRELIMINAR: EXECUTIVO

DOCUMENTO DEFINITIVO: 31/07/2018

DOCUMENTO CLIENTE:

RESP. PROJETO/VERIFICACAO: VALDEMAR MARTINS

ESCALA: 1:50

N. FOLHA: 006

DESENHO: VALDEMAR

No. PROJETO/ANO: 002 / 2018

FELIPE DALCIN DAL FORNO PL 01_-PAV-VIC-007-R00.PLT 31/07/2018 11:47:34